


# Be Informed

## Emergency Contact Cards

Go to [redcross.org](http://redcross.org) and print a card or store reunification plans and each family member's contact information on the Hurricane App or Emergency App.

Important Phone Nos.



Police: Call 9-1-1 or \_\_\_\_\_


Fire Dept.: Call 9-1-1 or \_\_\_\_\_

Ambulance: Call 9-1-1 or \_\_\_\_\_

Poison Control Center: 800-222-1222

Health Care Provider: \_\_\_\_\_

Emergency Contact Card




Name: \_\_\_\_\_

Phone: \_\_\_\_\_

Home Address: \_\_\_\_\_

People to Call or Text in an Emergency



\_\_\_\_\_

\_\_\_\_\_

\_\_\_\_\_

\_\_\_\_\_

\_\_\_\_\_

\_\_\_\_\_

\_\_\_\_\_

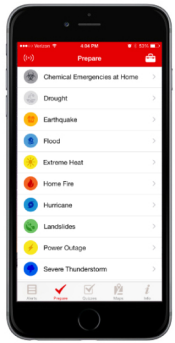
\_\_\_\_\_

Out-of-Area Contact Person: \_\_\_\_\_

Phone: \_\_\_\_\_

Meeting Place Outside of Neighborhood: \_\_\_\_\_

## Free Red Cross Apps to Download



- Emergency App
- First Aid App
- Hurricane App
- Shelter Finder App
- Earthquake App
- Tornado App
- Swim App
- Flood App
- Pet First Aid App

## MAHALO

These companies have committed substantial support towards the everyday work of the Red Cross in Hawaii

### Gold Partners:



First Insurance Company of Hawaii Charitable Foundation



HAWAII NEWS NOW  
KFVE KGMB KHNL



HAWAII GAS  
THE CLEAN ENERGY COMPANY



Matson



Hawaiian Electric Maui Electric Hawaii Electric Light



AMERICAN Savings Bank



AQUA-ASTON HOSPITALITY



Spectrum



PUNA GEOTHERMAL VENTURE  
An ORMAT Company



TEXACO with TECHRON



Foodland  
Food, Family, Friends & Aloha



HI TIMES SUPERMARKETS



macy's



Star Advertiser



crazy shirts  
Be Original. Be Crazy!



HAWAIIAN AIRLINES



CENTRAL PACIFIC BANK FOUNDATION



khon2



ISLAND NEWS KITV



D-R HORTON America's Builder HAWAII



Bank of Hawaii



First Hawaiian Bank.



KSSK 92.3 HAWAII

### Silver Partners:



ALOHA Petroleum, Ltd.



The Maui News



AB GP



MARRIOTT RESORT WAIKIKI BEACH



Halekulani



Wilson



AT&T



THE QUEEN'S HEALTH SYSTEMS



7 ELEVEN HAWAII



THE MACNAUGHTON GROUP



Howard Hughes



PIZZA HUT



TACO BELL



KBFD



State Farm



KAISER PERMANENTE



thrive



Walmart



Longs Drugs CVS Health



ISLAND INSURANCE FOUNDATION



KAHUKU MEDICAL CENTER



C. S. Wo & SONS



STANFORD CARR DEVELOPMENT



American Red Cross  
Hawaii

# Be Red Cross Ready



Get a Kit,  
Make a Plan,  
Be Informed

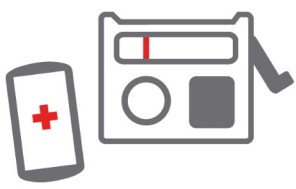
## Get a Kit



## Make a Plan



## Be Informed



For more information, volunteer opportunities and ways to donate, call (808) 734-2101 or visit [redcross.org/hawaii](http://redcross.org/hawaii)



# Get a Kit

## Disaster Emergency Kit

Have 14 days' worth of supplies at home to shelter in place or in a compact portable container to take to a shelter. If you live or work within the Tsunami Evacuation Zone, have a 1-3 day Disaster Emergency Kit that you can grab and walk out of the inundation zone.



- **Water:** 1 gallon per person per day
- **Food:** non-perishable easy-to-prepare
- **Flashlight:** Radio-NOAA Weather Radio
- **Extra batteries**
- **First aid kit**
- **Medications and medical items**
- **Manual can opener**
- **Multi-purpose tool**
- **Personal hygiene items**
- **Copies of documents:** prescriptions, proof of address, deed/lease to home, insurance policies and proof of identity
- **Cell phone with chargers**
- **Family contact information**
- **Cash**
- **Bedding supplies:** cots will not be provided in a Hurricane Evacuation Shelter or Tsunami Refuge Area
- **Change of clothes**
- **Towels**
- **Dishes**
- **Tools** to help secure and re-enter your home



### You may also need:

- **Baby supplies:** bottles, baby food and diapers
- **Games and activities for children**
- **Comfort items**
- **Pet supplies:** collar, leash, ID, food, water, carrier, bowl and medications

### Evacuation Shelters:

Monitor TV news, radio and social media accounts from official sources during an emergency to see which sites are open.



# Make a Plan

- **Meet with your household and prepare** for emergencies that are most likely to happen where you live, work and play.
- **Identify responsibilities** for each person and work as a team.
- **If a family member needs special accommodations**, figure out how and who can help.

### Plan what to do in case you are separated

**Choose two places to meet:**

- 1) Near your home in case of a sudden emergency.
- 2) Outside your neighborhood in case you cannot return home or are asked to evacuate.



### Choose an out-of-area emergency

**contact person:** It may be easier to text or call long distance if local phone lines are overloaded or out of service. Everyone should have emergency contact information in writing or programmed into their cell phones.

### Plan how you would evacuate

**Decide where you would go and what route to take.** You may choose to go to a hotel, stay with friends or relatives or go to an evacuation shelter if necessary.

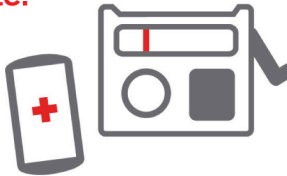
**Practice** evacuating your home twice a year. Drive your planned route and plot alternates on your map in case roads are closed.

**Plan ahead for your pets** by making an evacuation plan for your pets too. You may want to make arrangements with a kennel, friend or have your pet go with you to a pet friendly shelter. If the shelter does not have a pet-friendly area, you can keep the pet in your vehicle.

# Be Informed

### Safe and Well website.

An Internet tool to keep loved ones connected; available for major disasters through [redcross.org](https://www.redcross.org). People within a disaster-affected area can register themselves as “safe and well” and concerned family and friends who know the person’s phone number or address can search for messages posted by those who self-register. If you don’t have Internet access, call **1-800-RED-CROSS** to register yourself and your family.



### Learn what disasters or emergencies may occur.

These events can range from those affecting only you and your family, like a home fire or medical emergency, to those affecting your entire community. Hawaii is at risk for many hazards including Hurricanes, Tsunami, Flooding, Earthquakes, Landslides, Tornadoes and Volcanic Eruptions.

### Stay informed by authorities during a disaster.

Local emergency agencies will broadcast through multiple media sources—local radio, TV, NOAA Weather Radio and social media. Civil Defense may sound sirens in your neighborhood to notify the public of a Tsunami, Hurricane or Hazardous Release. Local Civil Defense agencies have emergency alert e-mail and text services for the public.



### Get Trained.

Make sure that at least one member of your household is trained in First Aid and CPR and knows how to use an AED. Find a class near you at [redcross.org/takeaclass](https://www.redcross.org/takeaclass)